

PRO Series Specification

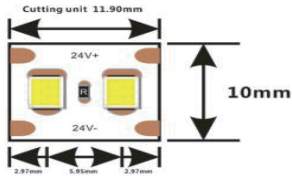

D8168M

24V-10mm



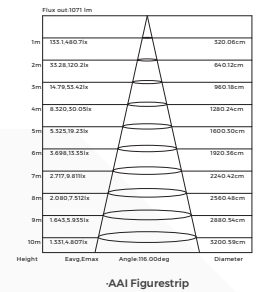
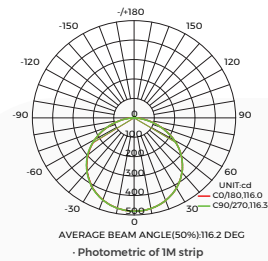
【General description】

- Double leds per cut for 24V , easily for customized application
- Mini cut unit up to 11.9mm
- Parameter matches with traditional ones,better for stock management
- Self-encapsulated design offers 5 optional (2700-6000K white lights)



【Dimension】

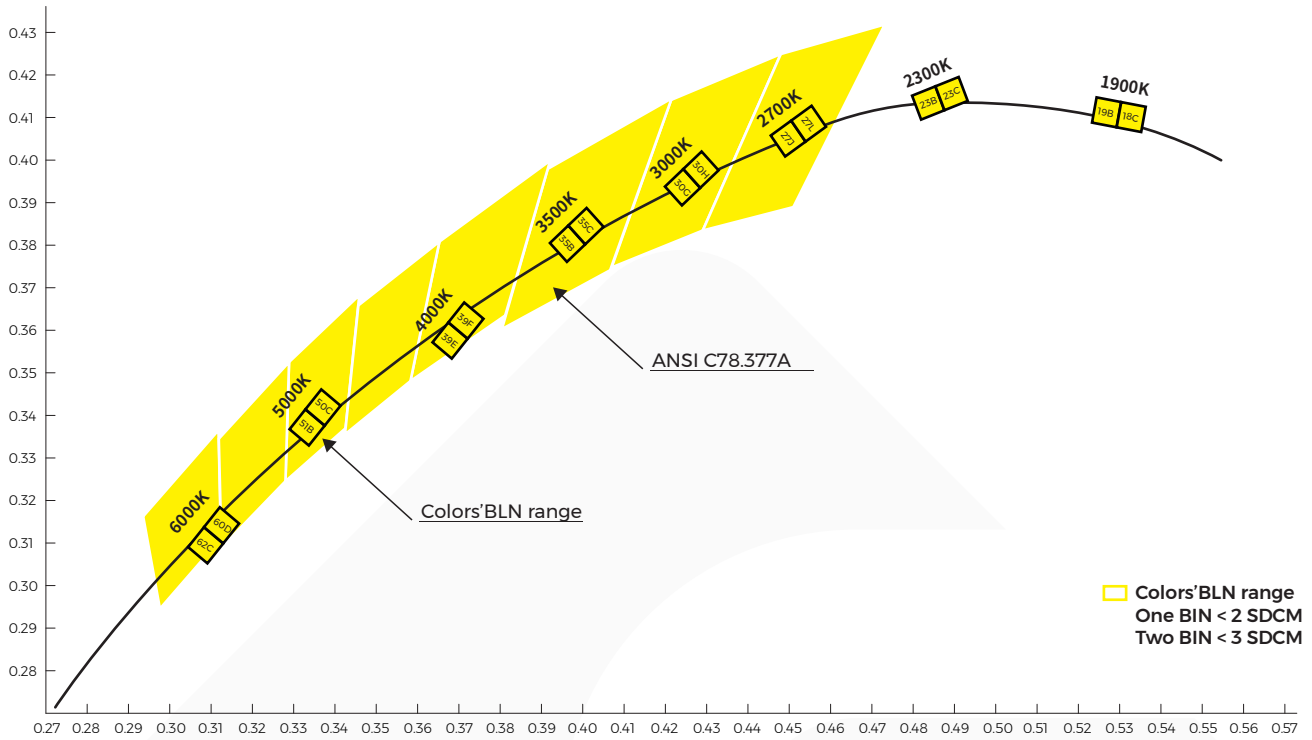
- | | |
|------------------------------------|--|
| Input voltage: DC24V | Max.length: 5000mm(16.4') |
| CRI: 90 | Cutting unit: 2leds/11.9mm(0.47") |
| Max.power: 17.3W(1m) | LED pitch: 5.95mm(0.23") |
| Power range: 15~17.3W(1m) | Min. bend diameter: Φ 60mm(2.36") |
| Rated current: 0.67A(1m) 2.79A(5m) | Mounting: 3M tape |
| Typical Power: 16.2W(1m) 66.9W(5m) | Copper foil: 3oz |
| tape IP: IP20/IP65/IP67 | |
| On-off times: 10000 (test times) | |
| Warranty: 5years | |
| (Warranty is based on indoor use) | |



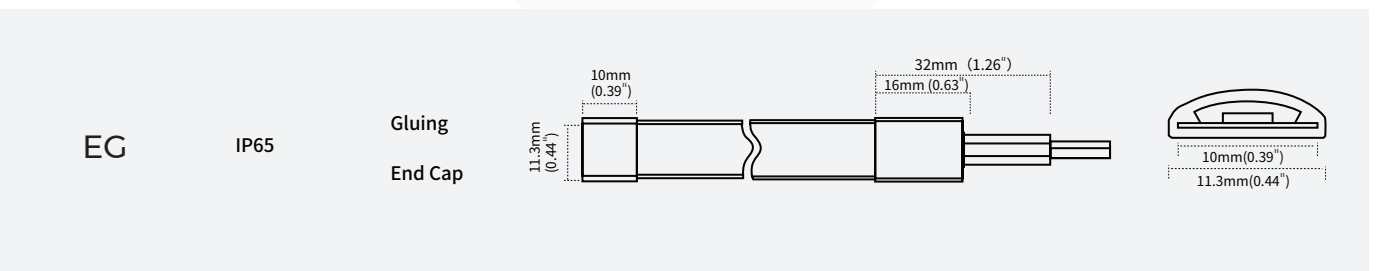
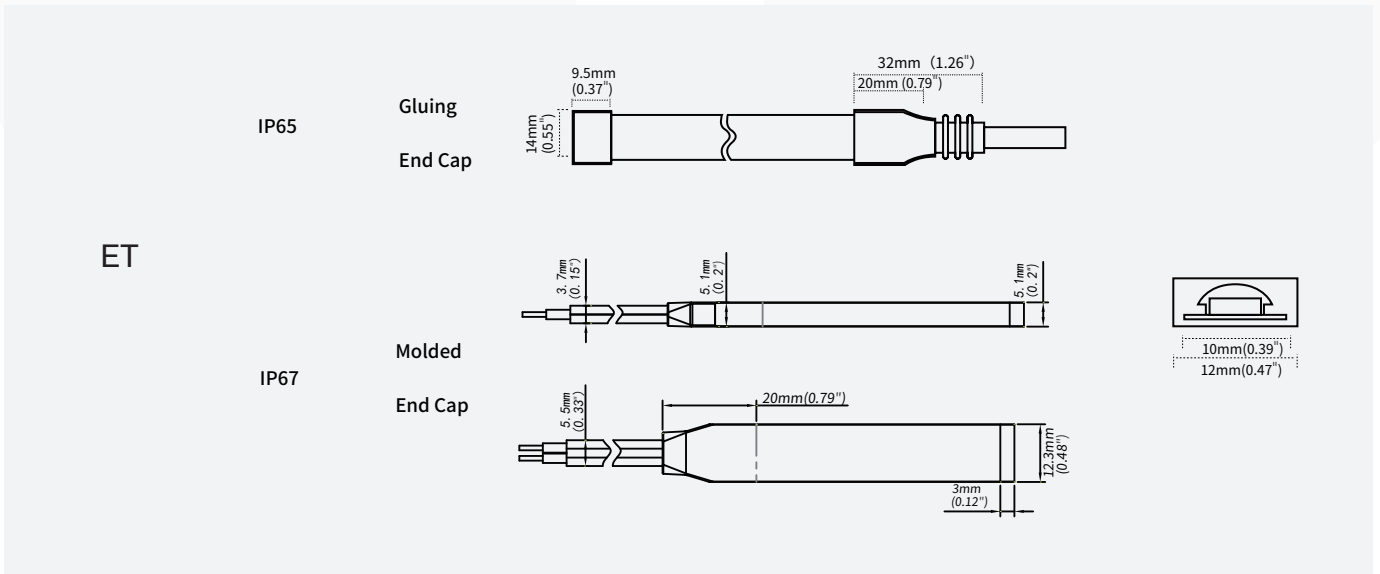
【Photo-electric Parameters】

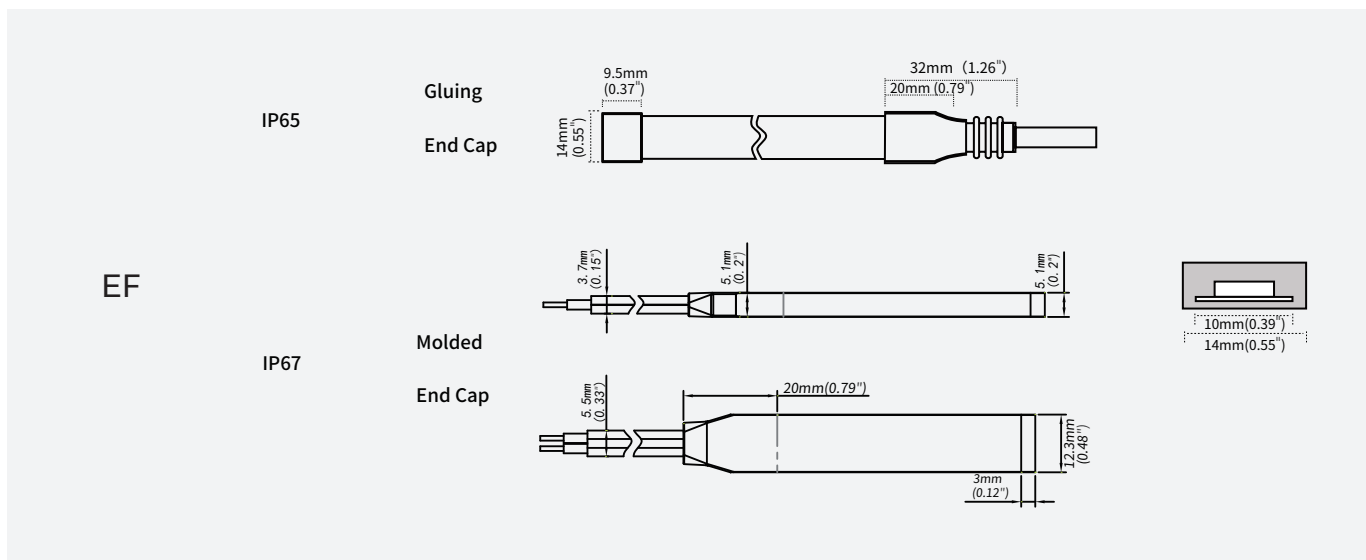
CRI	Color	CCT	Lumen(lm/m)	Lumen(lm/ft)	lm/W	ErP 2019
Ra>90	SW	2700K	1440	439	89	/
Ra>90	WW	3000K	1520	463	94	/
Ra>90	NW	4000K	1590	484	98	/
Ra>90	DW	5000K	1590	484	98	/
Ra>90	W	6000K	1520	463	94	/

- 1.The tolerance of output data can be vary up to 15%.
- 2.the output data tested according to IES TM-30-15.
- 3.the output data is based on IP20/1merter , data of 5m in only for reference.
- 4.IP protection process leads changes to size, CCT and luminous flux.








[IP process information]



















【Electronic & output data】

IP Process	Picture	Picture description	Size	optional CCT/color for finished product	lumen output rate
NO		No proof	10mm*1.5mm	2700K/3000K/4000K/5000K/6000K	100%
NA		Nano-proof	10mm*1.5mm	2700K/3000K/4000K/5000K/6000K	98%
ET		Extrusion tube	12mm*4.8mm	2700K/3000K/4000K/5000K/6000K	88%
EG		Extrusion curved tube	11.3mm*3.8mm	2700K/3000K/4000K/5000K/6000K	88%
EF		Milky white all-inclusive hollow arc extrusion	13.5mm*5mm	3400K/3850K/5800K/8750K/15000K	86%

【Accessories Information】

Name	Picture	Code	coding	description
Connector for wire and FPC		94-03-00-0037	TXB210-NOGA	10mm width, 2PIN connector of wire and FPC, suitable for white color strip, NO/NA, 2PIN wire 18-22AWG
Connector for FPC and FPC		94-42-621020004	TBB210-NOGA	10mm width, 2PIN connector of FPC and FPC, suitable for white color strip, NO/NA
Slim connector		81-01-000000-000065	TBB210-NOTA	Suitable for 10mm board width, IP20, 2PIN board-to-board solderless terminal
Slim connector		81-01-000000-000067	TXB210-NOTA012	Suitable for 10mm board width, IP20, 2PIN wire-to-board solderless terminal
Fixed Clip		94-02-00-0003	FSW10SA	Silicone clip, screw: PA 3*8mm, suitable for 10mm FPC, EF/ET strip
Gas phase rubber plug		94-02-00-0040	DT10EG-A	Translucent gas phase adhesive plug, suitable for 10mm wide silicone extrusion eg lamp with plug

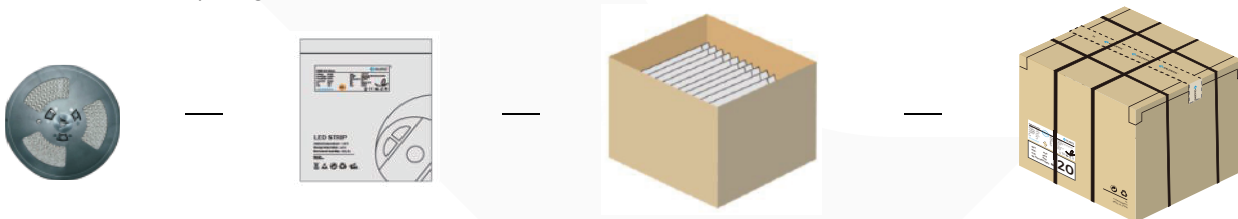
Name	Picture	Code	coding	description
Gas phase gel plugging		94-02-00-0041	DW10EG-A	Translucent gas phase adhesive plug, suitable for 10mm wide silicone extrusion eg lamp with end plug
Silicone Plug Kit		94-02-00-0046	DT10EA-A	Silicone plug kit is suitable for 10mm board width, ET/EF series silicone extrusion light strip
Silicone stopper kit		94-02-00-0047	DW10EA-A	Silicone tail plug kit is suitable for 10mm board width, ET/EF series silicone extrusion light strip
Mounting groove		94-02-00-0025	CVT10EA-14100100	Transparent PVC mounting groove, suitable for 10mm FPC, silicone extruded EF/ET strip
Stopper glue		94-16-03010001	AS-PG-0003	Silicone gel, suitable for ET/EF/EG waterproof LED strip
ET solderless plug		94-03-00-0030	PT210-ETWA	Monochromatic light strip, 10mm board width, ET protection technology
ET press-fit terminals		94-03-00-0031	CBX210-ETWA020	Monochromatic light strip, 10mm board width, ET protection technology
ET press-fit terminal kit		94-03-00-0032	STBX210-ETWA020	Monochromatic light strip, 10mm board width, ET protection technology

[Packing]

Colors brand package



General customized package



IP Process	Product size(mm)	Product quantity (m/reel)	Product quantity (m/case)	Product net weight(kg)	Net weight per box(kg)	Gross weight(kg)	Package size (cm)
NO	5000*10*1.5	5	250	0.161	8.05	9.257	41*41*26
NA	5000*10*1.5	5	250	0.164	8.2	9.43	41*41*26
ET/EG	5000*12*4.8	5	200	0.511	20.44	23.506	41*41*26
EF	5000*12*5	5	200	0.587	23.48	27.002	41*41*26

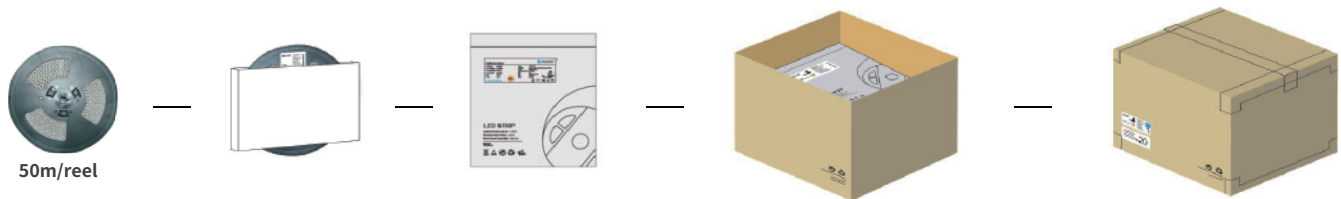
Remark: data with 10% tolerance

· **Engineering packaging of ET(IP67)/EF(IP67)**

(free-soldering end caps with 40 cover per box could be ordered separately if needed)



· **Engineering packaging of NO(IP20)/NA(IP65).**



IP Process	Product size(mm)	Product quantity (m/reel)	Product quantity (m/case)	Product net weight(kg)	Net weight per box(kg)	Gross weight(kg)	Package size (cm)
NO	50000*10*1.5	50	500	1.61	16.1	18.515	41*41*26
NA	50000*10*1.5	50	500	1.64	16.4	18.86	41*41*26
ET/EG	50000*12*4.8	50	100	5.21	10.42	11.983	25.5*25.5*26
EF	50000*12*5	50	100	5.98	11.96	13.754	25.5*25.5*26

Remark: data with 10% tolerance

【Precautions】

- Please drive the led strip with 24VDC isolated power, and the ripple of the constant voltage source should be less than 5%.
- Please do not bend the strip into an arc with a diameter less than 60mm to ensure the longevity and reliability.
- Do not fold it in case any damage of LED beads.
- Do not pull the power wire hard to ensure the longevity. Any Crash may damage the LED light is prohibited.
- Please make sure the wire is connected to the anode and cathode correctly. The power output should be consistent with the voltage of the strip to avoid damage.
- LED lights should be stored in dry, sealed environment. Please only unpack it before usage. Ambient temperature: -25℃~40℃. Storage temperature: 0℃~60℃. Please use the strips without waterproof within indoor environment with humidity less than 70%.
- Please be careful during operation. Do not touch the AC power supply in case of electric shock.
- Please leave at least 20% power for the power supply during using to ensure there is enough power supply to drive the product.
- Do not use any acid or alkaline adhesives to fix the product (e.g.: glass cement).
- Do not scratch the product when IP process of the product is NA. Ultraviolet rays will damage the nano-layers on the product and seriously affect the life of the product.